




SANT NIRANKARI PUBLIC SCHOOL
AVTAR ENCLAVE
CLASS – PRE PRIMARY
SUMMER HOLIDAYS HOMEWORK (2024-25)



Dear Parents,

Summer Vacations are synonymous with fun frolic, playing for longer hours with friends, going for picnic, exploring new places and watching fun filled shows on television. However, there is a lot more you can do to make your vacations more meaningful and interesting while doing all your favourite things.

Here are some tips: -

- ❖ Take your children for outdoor activities in the morning and in the evening hours.
- ❖ Keep your children hydrated. Make them drink lots of water.
- ❖ Help your children learn new things through exploring their interests.
- ❖ Books are children's best friend. Develop your child's interest in different colourful books.
- ❖ Motivate your children to speak magical words – Thank you, Sorry, Excuse me, Please, Welcome.

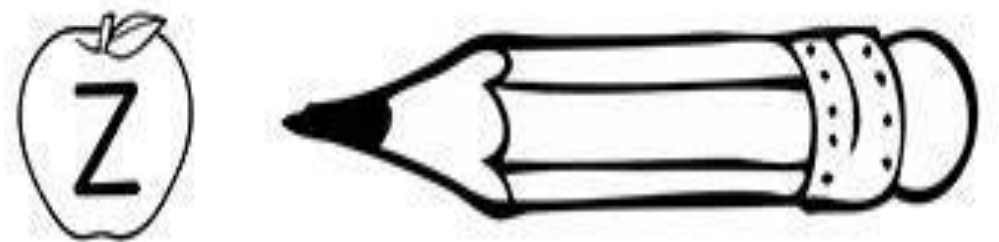







- ❖ Have a bed-time story session with your kids.
- ❖ **ENGLISH** – Learn the phonics 'A to Z' from given link.
<https://youtube.com/watch?v=hq3yfQnllfQ&feature=share>
- ❖ Do the following worksheets given below: -


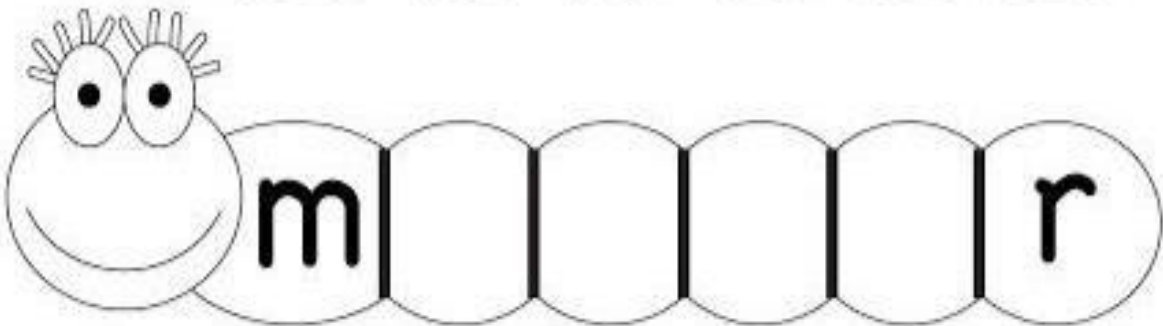
ENGLISH



Fill in the blanks with the correct letter.




Fill the missing small letters.



हिन्दी




बिन्दुओं को क्रमानुसार जोड़कर चित्र में रंग भरो।



चित्र को पहचाने और सही स्वर पर टिक करें



इ ऋ अ



उ आ ऋ



आ अ ऊ



ऐ ओ उ




ऊ औ ए

MATHEMATICS











Write each missing number.



1		3		5			8		10
11			14		16		18		20
21		23		25		27			30
31			34		36		38		40
41		43		45		47			50

Fruit counting


Count and circle the number of fruits in each box.

 <p>6 5 7 8</p>	 <p>3 4 5 6</p>
 <p>1 2 3 4</p>	 <p>9 8 10 2</p>
 <p>9 6 10 2</p>	 <p>5 2 9 8</p>
 <p>10 3 8 2</p>	 <p>1 10 5 9</p>



Art – 1) Make a **Table Mat** using **A3 size sheet** for the given topics according to your **ROLL NUMBER** and laminate it.

ROLL NO.	TOPICS
1	Letters (A and B)
2	Letters (C and D)
3	Letters (E and F)
4	Letters (G and H)
5	Letters (I and J)
6	Letters (K and L)
7	Letters (M and N)
8	Letters (O and P)
9	Letters (Q and R)
10	Letters (S and T)
11	Letters (U and V)
12	Letters (W and X)
13	Letters (Y and Z)
14	व्यंजन (क और ख)
15	व्यंजन (ग और घ)
16	व्यंजन (च और छ)
17	व्यंजन (ज और झ)
18	व्यंजन (ट और ठ)
19	व्यंजन (ड और ढ)
20	व्यंजन (त और थ)
21	व्यंजन (द और ध)
22	व्यंजन (न और प)
23	व्यंजन (फ और ब)
24	व्यंजन (भ और म)
25	व्यंजन (य और र)
26	व्यंजन (ल और व)
27	व्यंजन (श और ष)
28	व्यंजन (स और ह)




ROLL NO.	TOPICS
29 – 30	स्वर (अ और आ)
31 – 32	स्वर (इ और ई)
33 – 34	स्वर (उ और ऊ)
35 – 36	स्वर (ए और ऐ)
37 – 38	स्वर (ओ और औ)
39 - 40	स्वर (अं और ऋ)



2) Make the following Art Material as per the given ROLL NUMBER.

ROLL NO.	TOPICS
1 - 5	Pet Animals (2 face masks)
6 – 10	Wild Animals (2 face masks)
11 – 15	Water Animals (2 stick puppets)
16 – 20	Air Transport (2 stick puppets)
21 – 25	Water Transport (2 stick puppets)
26 – 30	Land Transport (2 stick puppets)
31 - 35	Days of the week (wall hanging)
36 - 40	Months of the year (wall hanging)



NOTE :- Kindly keep all the worksheets in a **COBRA FILE** and decorate as it will be marked.



SANT NIRANKARI PUBLIC SCHOOL
AVTAR ENCLAVE, PASCHIM VIHAR
SAMPLE PAPER (2024-25)
CLASS – PRE PRIMARY
SUBJECT - ENGLISH

NAME _____

ROLL NO. _____

DATE _____

TIME – 2 HOURS


M.M.-50

INSTRUCTIONS:-

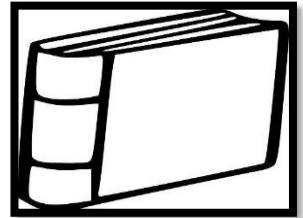
- This paper consists 4 pages.
- This question paper contains 7 questions.
- All the questions are compulsory.


1. Write the initial sound of the picture.


(9)


























2. Write a – z.

(13)


Handwriting practice lines consisting of 13 sets of four horizontal lines (top, middle, bottom, and baseline) in red, blue, and red colors.

3. Join the picture to the alphabet its name starts with.

(6)











z
v
p
o
b
d









4. Circle the related picture.

(4)

r		
j		
g		
x		

5. Identify the picture and circle the letter it begins with.

(6)

		
d f	l k	a e
		
m n	q j	e i

6. Match the uppercase letter with its lowercase letter.

(8)

A
B
C
D
E
F
G
H

•
•
•
•
•
•
•
•



•
•
•
•
•
•
•
•

c
e
b
a
h
g
f
d

7. Circle the similar word.

(4)

at	-	ap	at
an	-	an	ag
ad	-	ac	ad
am	-	ap	am

SANT NIRANKARI PUBLIC SCHOOL AVTAR ENCLAVE, PASCHIM VIHAR

SAMPLE PAPER (2024 - 25)

CLASS – PRE - PRIMARY

SUBJECT – MATHEMATICS

NAME – _____

ROLL NO. - _____

DATE – _____

TIME – 2 HOURS



(M.M. - 50)

GENERAL INSTRUCTIONS:-

- This question paper consists 4 pages.
- This question paper contains 9 questions.
- All the questions are compulsory.


1. Circle the small picture.

(1)



2. Colour the heavy picture.

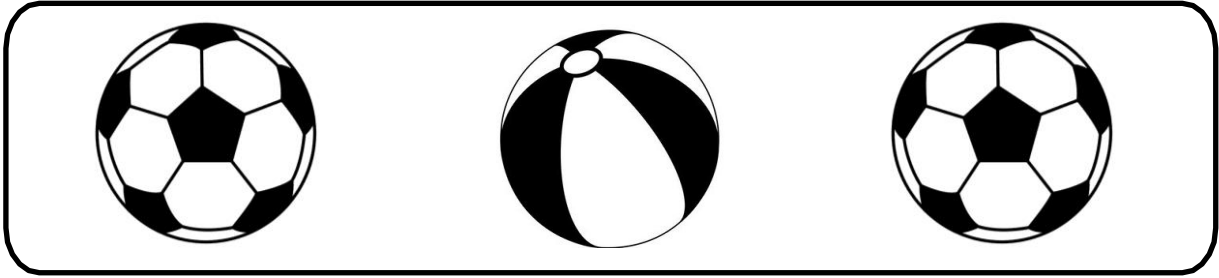
(1)




3. Cross (x) the one that is different.

(1 x 2 = 2)

A)



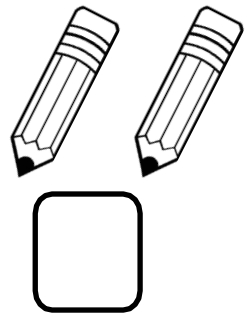
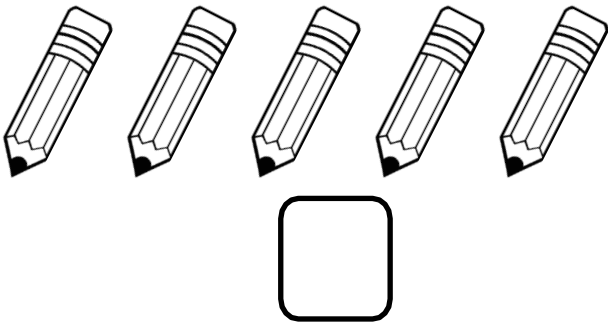
B)




4. Tick (✓) the objects which are many in number.

(1 x 2 = 2)

A)



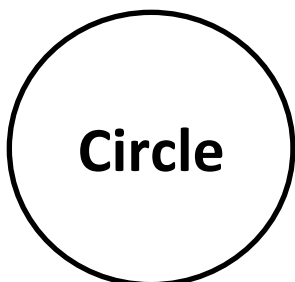


B)



5. Draw 2 objects of circle shape.

(2 x 2 = 4)



6. What comes after.

(1 X 6 = 6)

A)



B)



C)



D)



E)



F)



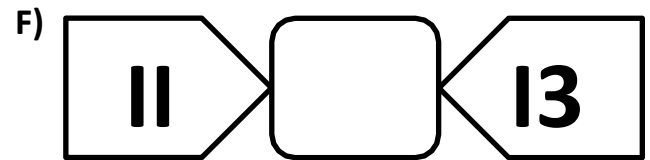
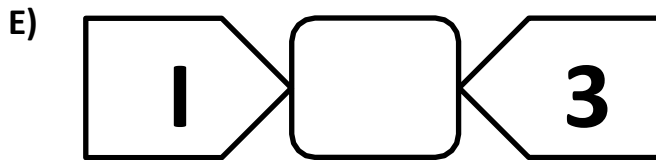
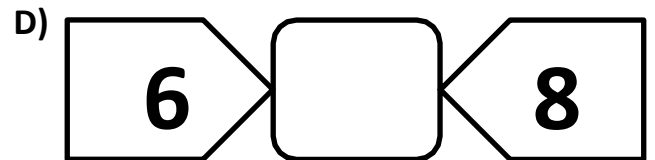

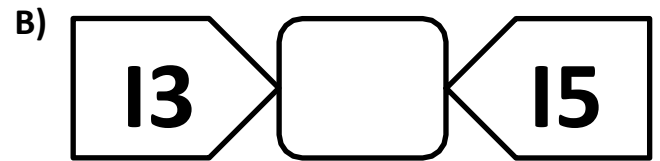
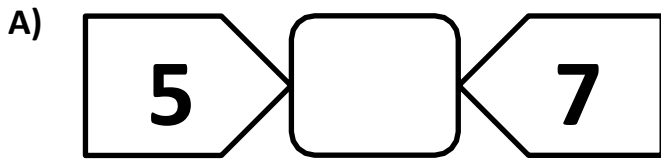
7. Write numbers 31 to 50.

(1 X 20 = 20)

	T	O			T	O	
	
	
	
	
	
	
	
	
	
	
	
	

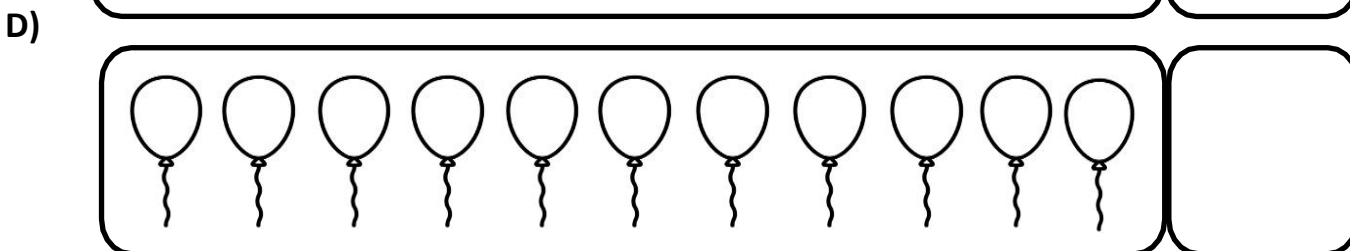
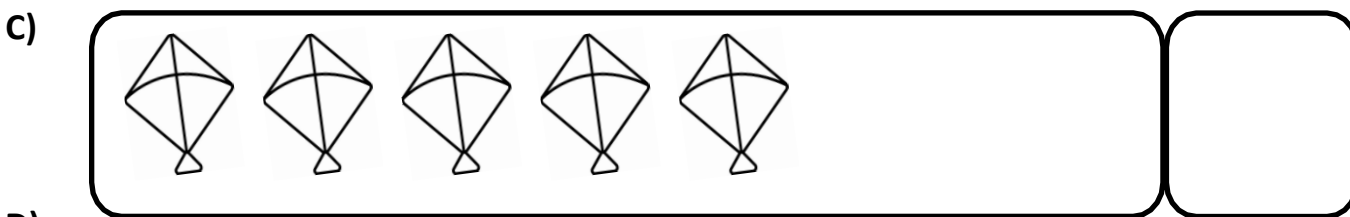

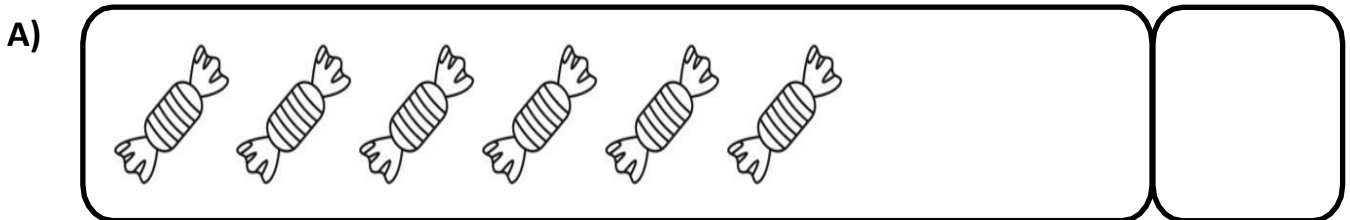
8. What comes in between.

(1 X 6 = 6)



9. Count and Write.

(2 X 4 = 8)



संत निरंकारी पब्लिक स्कूल (अवतार एन्कलेव)
कक्षा—प्री प्राईमरी
विषय—हिंदी

समय—2 घंटे

दिनांक.....

अ.अ.—50

नाम

रोल न०

निर्देश —

यह प्रश्न पत्र तीन पृष्ठ का है।
सभी प्रश्न अनिवार्य हैं।

1. स्वर 'अ' से अः' तक पूरे करो ।

(1x10 = 10)

अ

..... ऋ

..... औ

2. व्यंजन क से ज तक लिखो ।

(1x10 = 10)

.....

.....

3. एक समान दिखने वाले स्वर पर गोला लगाओ ।

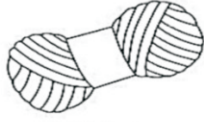
(1x5 = 5)

अ	आ	अ
ओ	ई	ओ
इ	अ	इ
ए	ए	ई
उ	अ	उ

4. चित्र देखकर पहला स्वर लिखो ।

(1x10 = 10)






















5. चित्र देखकर मिलान करो ।

(1x10 = 10)

क



ख



ग



घ



च



छ



ज



झ



आ




उ



6. चित्र देखकर गोला लगाओ ।

(1x5 = 5)



क अ इ



च घ ई



क ग इ



ख ग क



उ आ अ