



SANT NIRANKARI PUBLIC SCHOOL
AVTAR ENCLAVE
CLASS - I (2023-24)
HOLIDAYS HOMEWORK

Dear parents

The much awaited summer break is here! Holidays are a well-deserved opportunity to relax and to involve in pleasurable activities. Along with all the fun activities, we would like to keep the kids productively occupied with some academic work and activities.


Please ensure that the child spends some time everyday to complete this work. Let them attempt it themselves. Assist them, only when required.

- *Daily exercise is must for all.
- *Eat healthy and avoid junk food.
- *Avoid heavy and oily food and increase intake of fresh fruits and water to keep you well hydrated and energetic.

Few tips for the parents:

- *Encourage your child to speak in English.
- *Involve them in reading of newspaper.





Read the instructions carefully:

* Make 3 in 1 copy for completing your holiday's homework.

*Keep all the activity work of A-4 size coloured sheets in a clear bag and label it properly.


*The holiday homework carries marks.

*All the work should be hand-written by the child.

*The date on which the work is done should be mentioned.

Wishing you all "Happy Holidays!"

Stay safe and happy.





English

Q-1) Make flash cards on the following topics

- 1) Doing words (For ex- eat, walk etc.)- roll no. 1-15
- 2) Describing words (For ex- old, soft etc.) - roll no. 16-30
- 3) one and many (For ex- glass and glasses) - roll no. 31-40

Q-2) Write 5 lines to describe your favourite toy and paste its picture on A-4 size sheet.

Q-3) Write one page everyday in a separate 4 line notebook to increase writing speed.

Q4) Revise all topics covered till date in book and notebook.

हिंदी


1) कक्षा में कराया गया सभी कार्य याद करे


2) व्यंजन जोड़कर नए शब्द बनाओ और उनके चित्र चिपकाओ A4 शीट पर

3) अपनी मनपसंद फल, फूल व सब्जियों के चित्रों से एक सुंदर सा आकृति बनाइए

4) अपना मनपसंद एक "ग्रीटिंग कार्ड" बनाइए

5) नीचे दिए गए कार्यपत्रक कीजिए





मात्रा की यात्रा

। की मात्रा सही स्थान पर लगाओ।

रम्.....

ब...ज...

सीत्.....

क...ल...

राज्.....

पपीत....

अ...म्

द....म

म...म.....


र...ध...

हर...

दीय...











मीर...



अ...ज...



चित्र देख कर नाम बताये
खानों में लिखे चित्रों के नाम चुनें और सही चित्र के नीचे ले जाये।

टिकट	गिलास	छिलका	नारियल	सितार
पहिया	तकिया	डलिया	किताब	हिरण





ई की मात्रा

ई की मात्रा 'ी' लगाकर शब्द पूरा करें



क ी ल



झ ी ल



ख ी रा



पप ी ता



त ी र



मछल ी





Computer

Draw parts of computer on A3 size sheet


Maths


Q-1) Revise all the concepts done till date in book and notebook

Q-2) Learn tables from 0-2

Q-3) Complete the worksheets attached

Q-4) Make a smile with numbers





Draw a line to match the ordinal numbers.

Name: _____

fourth

7th

third

4th

second

3rd

fifth

6th

tenth

10th

ninth

2nd

eighth

1st

first

5th



sixth

8th

seventh

9th





















Number Names and Numerals

Count each object in the picture and write its numeral and number name. Colour the picture.




	<input type="text" value="4"/>	Four			<input type="text"/>	
	<input type="text"/>				<input type="text"/>	
	<input type="text"/>				<input type="text"/>	
	<input type="text"/>				<input type="text"/>	
	<input type="text"/>				<input type="text"/>	
	<input type="text"/>				<input type="text"/>	
	<input type="text"/>				<input type="text"/>	



FUN WITH SHAPES

Count and Colour the Shapes



Count









Colour



Blue



Pink



Yellow



Orange





* LIBRARY *

HOLIDAYS HOMEWORK


(2023-24)


Instructions

Do it on coloured A4 sheets.
Do your work neatly.

Class I

1. Write 2 short (1 page) stories in English on *Topic "*Good Habits*".*
2. Write 2 short stories in Hindi on any topic.






Drawing


Hand Printing

- Take an A-3 size sheet of any light colour and add a simple border to it.
- Cut out a pot from brown pastel sheet.
- Help your child to make hand prints with bright poster paints to create flowers as shown in the picture.





PROJECT on Andaman, Nicobar and Lakshadweep Island:-



Colour this picture and write few lines on Andaman and Nicobar Island on A-4 size coloured sheet.

