

SANT NIRANKARI PUBLIC SCHOOL

AVTAR ENCLAVE


SUBJECT: ART & CRAFT

NAME: \_\_\_\_\_

CLASS- PRE-SCHOOL

DATE: 1.04.2020

❖ Do colouring in Fish.



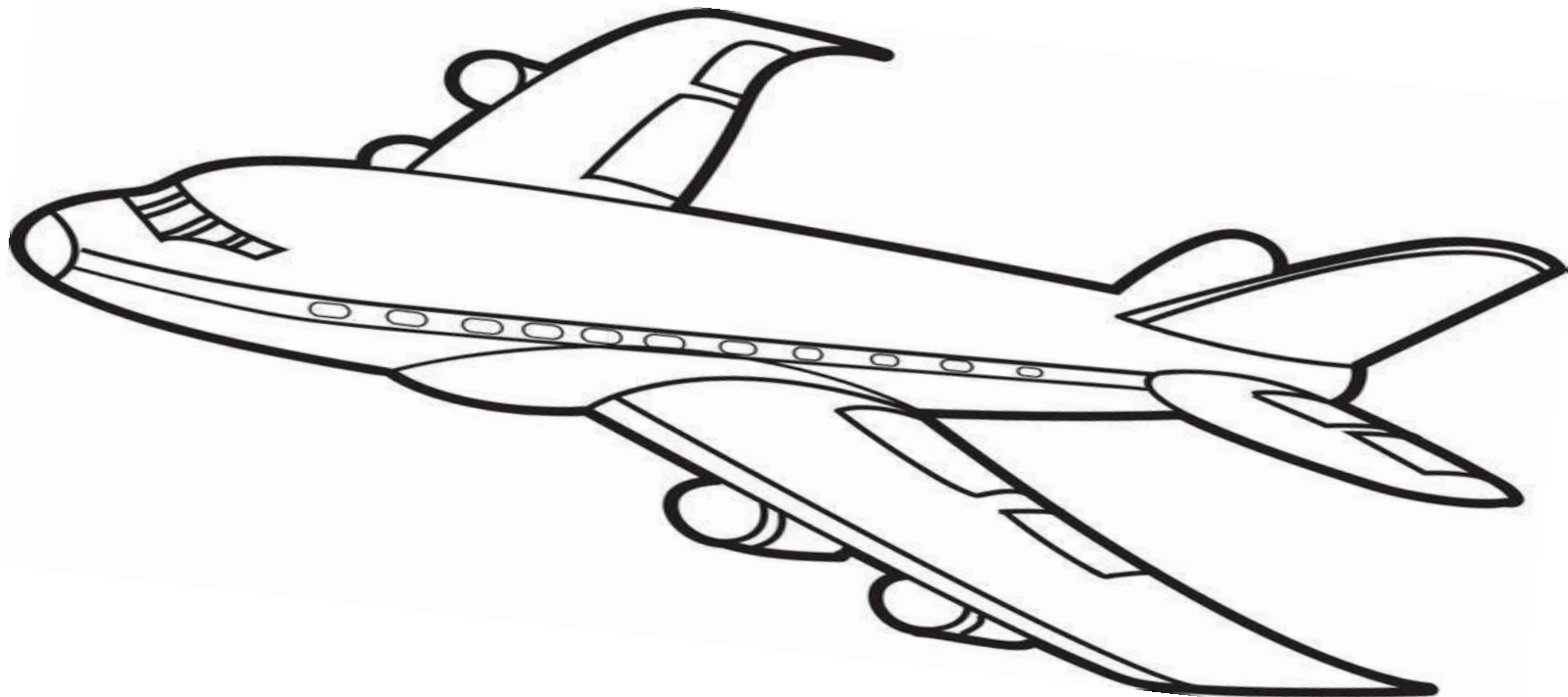
**SANT NIRANKARI PUBLIC SCHOOL**  
**AVTAR ENCLAVE**  
**SUBJECT: ART & CRAFT**

NAME: \_\_\_\_\_

CLASS- PRE-SCHOOL

DATE: 2.04.2020

❖ Do colouring in Aeroplane .



SANT NIRANKARI PUBLIC SCHOOL  
AVTAR ENCLAVE  
SUBJECT: ART & CRAFT

NAME: \_\_\_\_\_

CLASS- PRE-SCHOOL

DATE: 3.04.2020

❖ Do colouring in Cake.



SANT NIRANKARI PUBLIC SCHOOL

AVTAR ENCLAVE


SUBJECT: ART & CRAFT

NAME: \_\_\_\_\_

CLASS- PRE-SCHOOL

DATE: 4.04.2020

❖ Do colouring in Flower.



SANT NIRANKARI PUBLIC SCHOOL

AVTAR ENCLAVE


SUBJECT: ART & CRAFT

NAME: \_\_\_\_\_

CLASS- PRE-SCHOOL

DATE: 5.04.2020

❖ Do colouring in Bird.




**SANT NIRANKARI PUBLIC SCHOOL**  
**AVTAR ENCLAVE**  
**SUBJECT: ART & CRAFT**

NAME: \_\_\_\_\_

CLASS- PRE-SCHOOL

DATE: 6.04.2020

❖ Do colouring in Butterfly.



**SANT NIRANKARI PUBLIC SCHOOL**

**AVTAR ENCLAVE**


**SUBJECT: ART & CRAFT**

**NAME: \_\_\_\_\_**

**CLASS- PRE-SCHOOL**

**DATE: 7.04.2020**

**❖ Do colouring in Apple.**



SANT NIRANKARI PUBLIC SCHOOL

PASCHIM VIHAR, AVTAR ENCLAVE


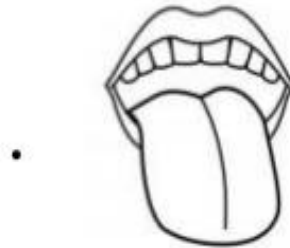
CLASS-PRESCHOOL

SUBJECT-BLITZ

NAME - \_\_\_\_\_

DATE - 01.04.2020

Match the Column A to its corresponding sense organs.





SANT NIRANKARI PUBLIC SCHOOL

PASCHIM VIHAR, AVTAR ENCLAVE

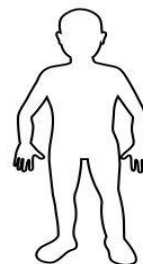
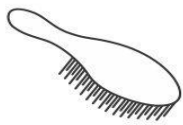
CLASS-PRESCHOOL

SUBJECT-BLITZ

NAME - \_\_\_\_\_

DATE – 02.04.2020

Draw a line from the health tools on the left that you will use for each of the body parts.



SANT NIRANKARI PUBLIC SCHOOL

PASCHIM VIHAR, AVTAR ENCLAVE

CLASS-PRESCHOOL

SUBJECT-BLITZ

NAME - \_\_\_\_\_


DATE – 03.04.2020

Colour the family picture which you belongs to

JOINT FAMILY



NUCLEAR FAMILY



SANT NIRANKARI PUBLIC SCHOOL

PASCHIM VIHAR, AVTAR ENCLAVE

CLASS-PRESCHOOL

SUBJECT-BLITZ

NAME - \_\_\_\_\_

DATE - 04.04.2020

Join the colour words to the cup cakes and colour it.

yellow

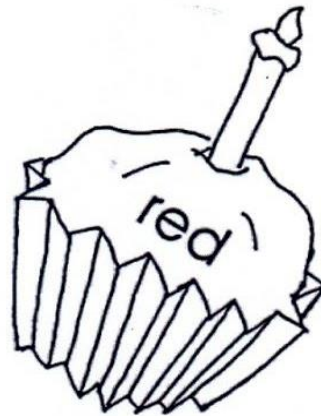
green

orange

pink

red

blue



SANT NIRANKARI PUBLIC SCHOOL

PASCHIM VIHAR, AVTAR ENCLAVE

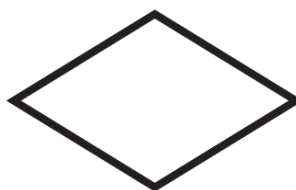
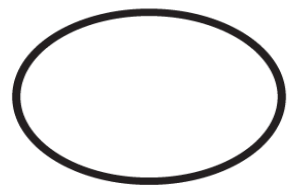
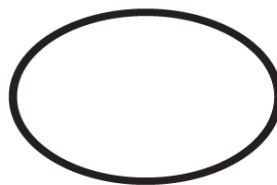
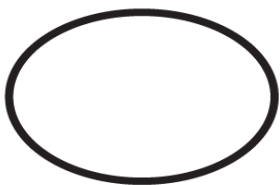
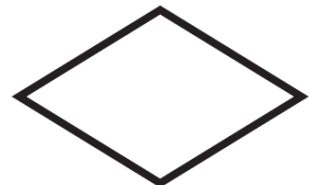
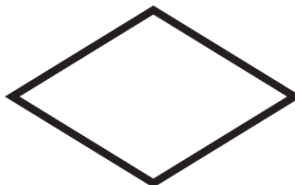
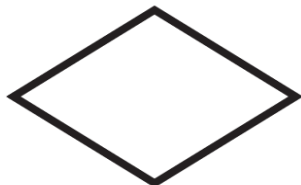

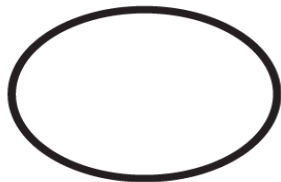




CLASS-PRESCHOOL

SUBJECT-BLITZ

NAME - \_\_\_\_\_

DATE – 05.04.2020

Colour the Shape that is different



SANT NIRANKARI PUBLIC SCHOOL

PASCHIM VIHAR, AVTAR ENCLAVE






CLASS-PRESCHOOL

SUBJECT-BLITZ

NAME - \_\_\_\_\_

DATE – 06.04.2020

Circle the Fruits and Tick the Vegetables



SANT NIRANKARI PUBLIC SCHOOL

PASCHIM VIHAR, AVTAR ENCLAVE

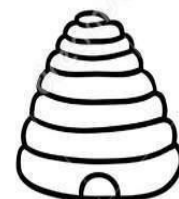



CLASS-PRESCHOOL

SUBJECT-BLITZ

NAME - \_\_\_\_\_

DATE – 07.04.2020

Match the creatures with their homes.

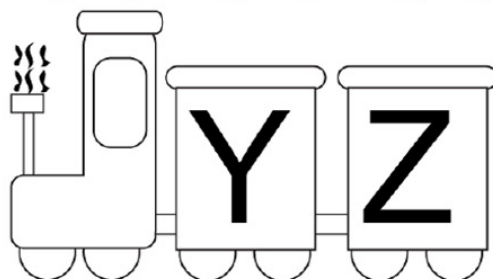

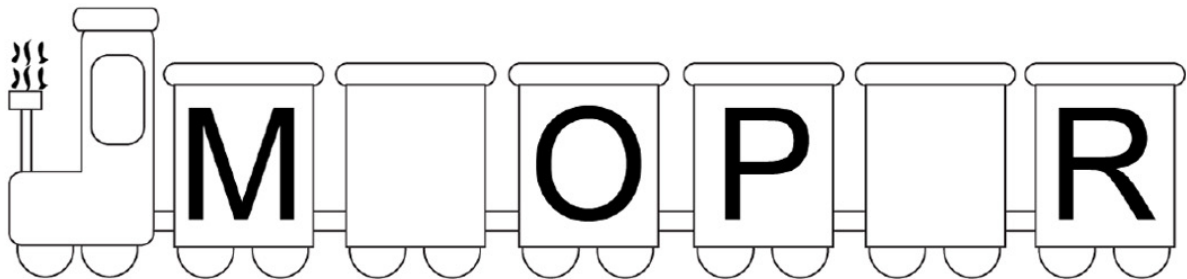
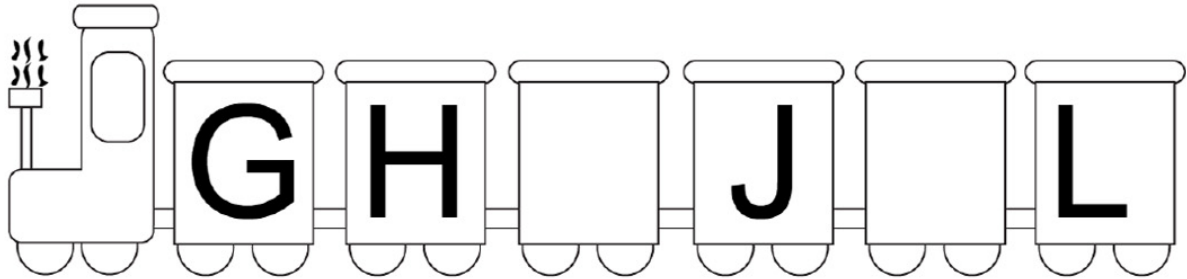
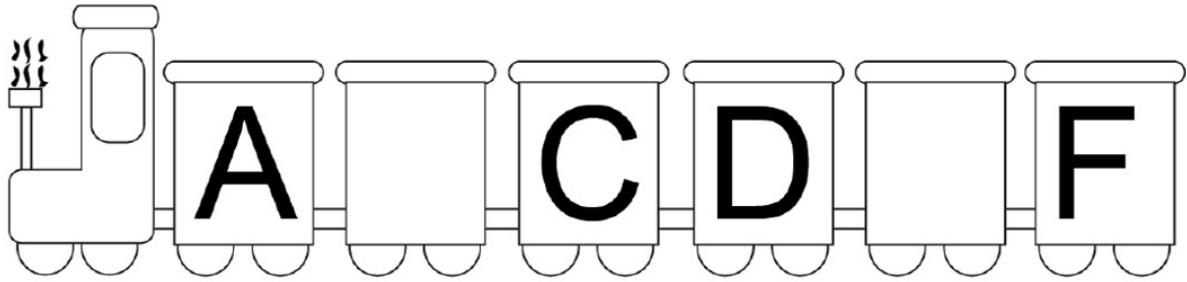




Name .....

Date 1.4.2020


## Fill the Missing Letters



Name .....

Date 2.4.2020

### Join the Dots from A to Z and Colour the Picture





Name .....

Date 3.4.2020

Colour the picture that start with each Letter




<b>B</b>				
<b>D</b>				
<b>F</b>				
<b>G</b>				
<b>H</b>				
<b>C</b>				

Name .....


Date 4.4.2020

Join each letter to the picture  
with the same beginning sound.

E




C




F



P



O




Sant Nirankari Public School  
Avtar Enclave  
Subject- English  
Class- Preschool

Name .....

Date 5.4.2020

Write the first letter of the given pictures



\_\_\_\_\_




\_\_\_\_\_



\_\_\_\_\_



\_\_\_\_\_




\_\_\_\_\_




\_\_\_\_\_



\_\_\_\_\_



\_\_\_\_\_



\_\_\_\_\_



\_\_\_\_\_

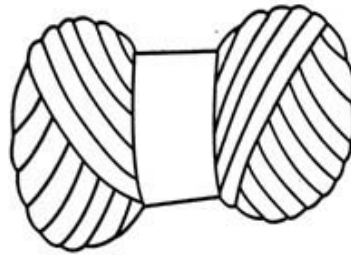
Name.....

Date 6.4.2020


## Write the First Letter of Pictures



\_\_\_\_\_



\_\_\_\_\_



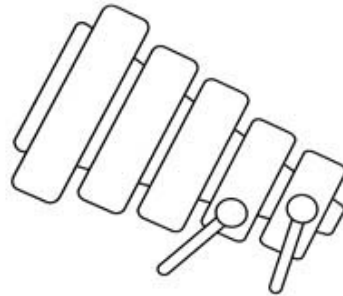
\_\_\_\_\_



\_\_\_\_\_



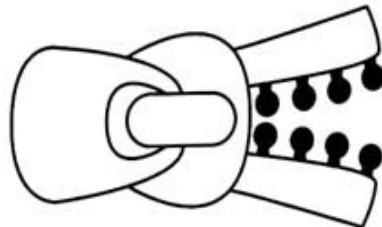
\_\_\_\_\_



\_\_\_\_\_



\_\_\_\_\_



\_\_\_\_\_



\_\_\_\_\_



\_\_\_\_\_

Name .....

Date 7.4.2020

## Match the alphabet with the correct picture

W



S



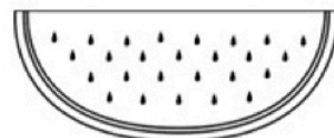
T



R



U



SANT NIRANKARI PUBLIC SCHOOL  
AVTAR ENCLAVE  
SUBJECT: MATHS

NAME: \_\_\_\_\_

CLASS- PRE-SCHOOL

DATE: 1.04.2020

**REVISION WORKSHEET**

Write each missing number.

WWW.Worksheetfun.com

1		3					8
9				13			16
17		19					24
25				29			32
33		35					40
41				45			48
			49	50			

**SANT NIRANKARI PUBLIC SCHOOL**

**AVTAR ENCLAVE**

**SUBJECT: MATHS**

NAME: \_\_\_\_\_

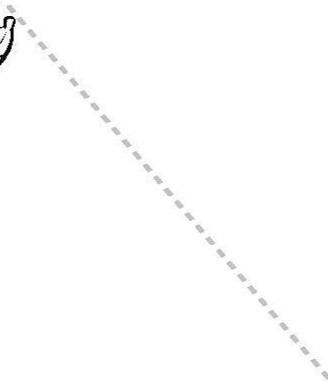


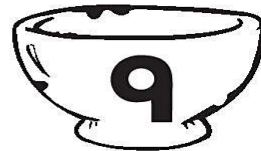
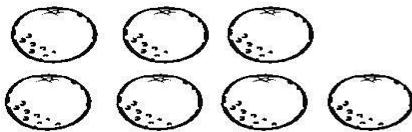


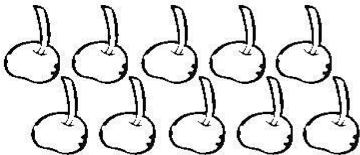

CLASS- PRE-SCHOOL

DATE: 2.04.2020

**REVISION WORKSHEET**



Count the objects in each group. Then, draw a line to match each group to the number that shows how many.



SANT NIRANKARI PUBLIC SCHOOL

AVTAR ENCLAVE

SUBJECT: MATHS

NAME: \_\_\_\_\_

CLASS- PRE-SCHOOL





DATE: 3.04.2020

**REVISION WORKSHEET**

Name: \_\_\_\_\_

# Putting your ducks in a row!

Write the missing number for each set of ducks.





**SANT NIRANKARI PUBLIC SCHOOL**

**AVTAR ENCLAVE**

**SUBJECT: MATHS**


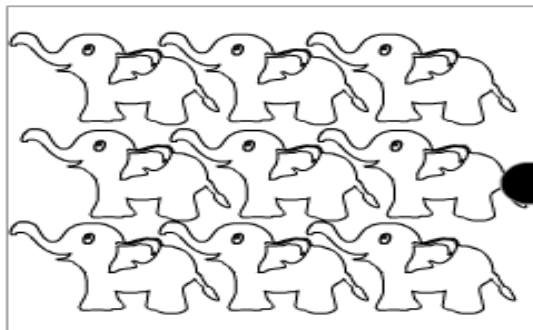


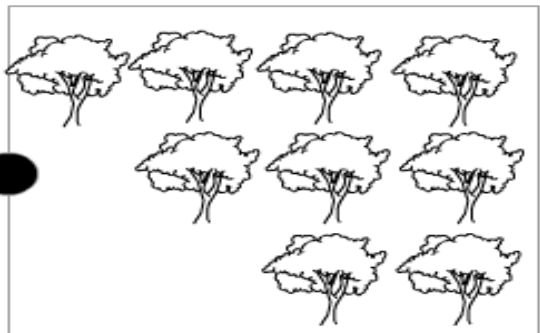
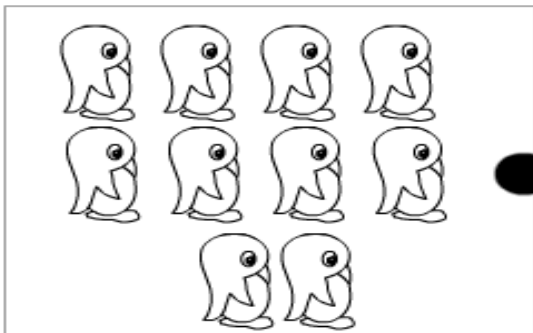
NAME: \_\_\_\_\_

CLASS- PRE-SCHOOL

DATE: 4.04.2020

**REVISION WORKSHEET**

❖ **Count and Match:**



**SANT NIRANKARI PUBLIC SCHOOL**  
**AVTAR ENCLAVE**  
**SUBJECT-MATHS**

NAME: \_\_\_\_\_

CLASS- PRE-SCHOOL

DATE: 5.04.2020

**REVISION WORKSHEET**

Write the Number that Comes After

8 \_\_\_\_\_

4 \_\_\_\_\_

2 \_\_\_\_\_

7 \_\_\_\_\_

9 \_\_\_\_\_

3 \_\_\_\_\_

5 \_\_\_\_\_

1 \_\_\_\_\_

6 \_\_\_\_\_

**SANT NIRANKARI PUBLIC SCHOOL**  
**AVTAR ENCLAVE**  
**SUBJECT: MATHS**

NAME: \_\_\_\_\_

CLASS- PRE-SCHOOL


DATE: 6.04.2020

**REVISION WORKSHEET**

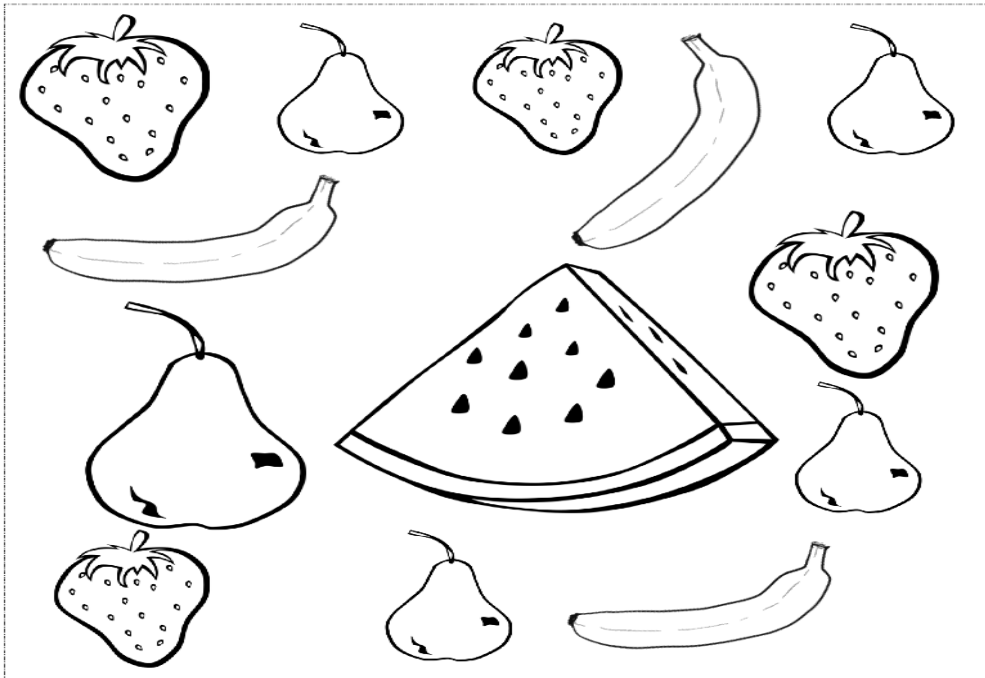
Count the objects of each type



\_\_\_\_\_  
\_\_\_\_\_



\_\_\_\_\_  
\_\_\_\_\_



**SANT NIRANKARI PUBLIC SCHOOL**

**AVTAR ENCLAVE**

**SUBJECT: MATHS**

NAME: \_\_\_\_\_

CLASS- PRE-SCHOOL

DATE: 7.04.2020

**REVISION WORKSHEET**

Count the items and write in the box:

