

SANT NIRANKARI PUBLIC SCHOOL
AVTAR ENCLAVE
SUBJECT: COMPUTER
CLASS – I
WORKSHEET : 4
DATE: 08-04-2020
TOPIC : PARTS OF COMPUTER



A. Choose the correct answer. **CLICK TO LEARN**

1. A _____ looks like a television.
a) Keyboard b) Mouse c) CPU d) Monitor
2. A _____ is like a typewriter.
a) Keyboard b) Mouse c) CPU d) Monitor
3. The _____ is the brain of a computer.
a) Keyboard b) CPU c) Monitor d) Mouse
4. The _____ is a pointing device.
a) Keyboard b) CPU c) Monitor d) Mouse
5. _____ is used to listen to the music without disturbing others.
a) Speaker b) Headphone

B. Fill in the blanks: **CLICK TO LEARN**

Monitor, Keys, Joystick, Printout, CPU, Speakers

1. The printed paper that comes out of a printer is called a _____.
2. The _____ is the brain of a computer.
3. A _____ is used to play games on a computer.
4. Small buttons on a keyboard are called the _____.
5. _____ always comes in a pair.
6. _____ shows the work done on a computer.

C. Complete the incomplete words with a correct letter. **CLICK TO LEARN**

1. M O I T R
2. P I N E R
3. M O S E
4. K E B O A D

D. Circle the odd one out.  CLICK TO LEARN

1.



2.



E. Match the following:  CLICK TO LEARN

Monitor

Mouse

Joystick

Keyboard

Headphone

1

2

3

4

5

a



b



c



d



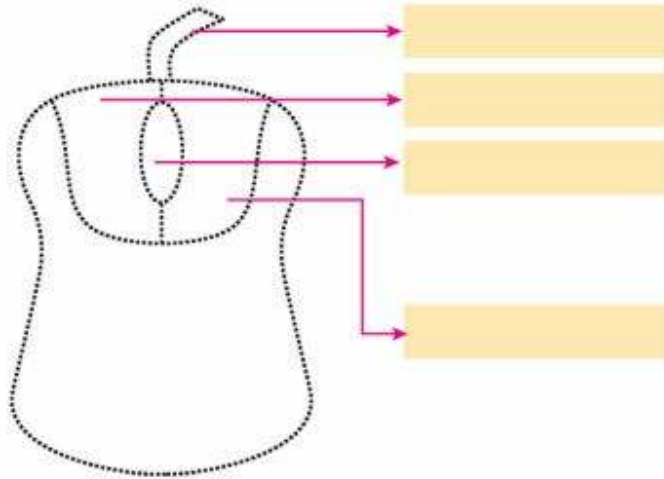
e



SANT NIRANKARI PUBLIC SCHOOL
AVTAR ENCLAVE
SUBJECT: COMPUTER
CLASS – I
WORKSHEET : 5
DATE: 10-04-2020
TOPIC : THE MOUSE



Join the dots using a pencil. Then colour it and write the name of its parts :





Exercise



A. Choose the correct answer. CLICK TO LEARN

- _____ are the parts of a mouse.
a) Left button b) Right button
c) Scroll wheel d) All of the above
- The pad on which you keep and move a mouse is the _____.
a) Scroll wheel b) Mouse pad
c) None of these d) Both a & b
- A mouse helps us to _____.
a) Select an item b) Draw pictures
c) Play games d) All of above
- _____ is not a mouse function.
a) Single-click b) Double-click
c) Right-click d) Scroll wheel
- _____ means clicking the left mouse button twice.
a) Single-click b) Double-click
c) Right-click d) Dragging

B. Fill in the blanks: CLICK TO LEARN

Clicking, Dragging, Mouse, Double click, Scroll wheel,

- A _____ is a pointing device.
- The mouse has a _____ in its center.
- Pressing down and releasing a mouse button is called _____.
- _____ means clicking the left mouse button twice quickly.
- _____ means keeping the left mouse button pressed while moving the mouse.

SANT NIRANKARI PUBLIC SCHOOL
AVTAR ENCLAVE
SUBJECT: COMPUTER
CLASS – I
WORKSHEET : 6
DATE: 13-04-2020
TOPIC : THE MOUSE

1. Write the missing letters to complete the words:



1. M O S E
2. D U B E - L I K
3. R I G T - C L C K
4. D A G I N G
5. S C R O L W H E L

2. Tick (✓) the correct statement and cross (✗) out the wrong one:



1. A computer mouse has only one button.
2. A mouse has a tail.
3. A mouse should be kept on a mouse pad.
4. We can only press the right button of a computer mouse.
5. A mouse is used to move an aeroplane on a monitor.



3. Match the following columns:



Column-I

1. Clicking
2. Left-click
3. Dragging
4. Double-click

Column-II

- a. To press the left mouse button twice quickly.
- b. To press the left mouse button and move the mouse while keeping it pressed.
- c. Pressing and releasing of the mouse button.
- d. To press and release the left button of the mouse.

Verbs with **ing**

Worksheet-8 Class-I

Rewrite each verb to tell what is happening now.

Date:-09.04.2020

1. Are you _____ to open the door?
(try)
2. He is _____ basketball with his friends.
(play)
3. She is _____ a cake for the party.
(bake)
4. We are _____ to music.
(listen)
5. Tim is _____ his bike to school.
(ride)
6. Sara is _____ for a book to read.
(look)
7. Our school is _____ paper and plastic.
(recycle)
8. I am _____ the cat.
(feed)



Fill in the blanks with is, am or are

Worksheet-8

Class-I

Date:-09.04.2020

1. Anil _____ swimming in the pool.

2. The school bell _____ ringing



3. I _____ Mitthu.

4. Ships _____ sailing in the sea.

5. I _____ not a rabbit.



6. Birds _____ flying in the sky.


7. We _____ happy.

8. Raju and Bobby _____ friends.

9. These children _____ playing in the garden.

10. The Tiger _____ feeling hungry.

11. I _____ not an idiot.



12. This _____ a lotus flower.

Fill in the blanks with Has, Have or Had

Worksheet-9

Class-I

Date:-10.04.2020




1. Mary _____ a book.
2. A rabbit _____ long ears.
3. Shiv _____ a new bicycle.
4. They _____ breakfast at 6:30 this morning.
5. Rohan _____ six pencils.
6. I _____ many friends.



7. We _____ a big house when i was a kid.
8. Grandma _____ a pet rabbit.

9. Bonny _____ finished her project work.



10. Do you _____ a balloon.
11. This Hen _____ red wings.
12. Sam _____ fun at the party last Sunday.

Date:-13.04.2020

Use these verbs to fill in the blanks below.

swim	play	drink	fly	wear
ride	write	drive	cut	read
ring	sing	draw	sleep	walk

1. You _____ a kite.
2. You _____ a car.
3. You _____ with a knife.
4. You _____ your uniform.
5. You _____ story books.
6. You _____ with a pen.
7. You _____ a bell.
8. You _____ a picture.
9. You _____ a horse.
10. You _____ games.
11. You _____ songs.
12. You _____ at night.
13. You _____ in the swimming pool.
14. You _____ along the road.
15. You _____ water.

CBSE Class 1 English Worksheet-11

Date:-14.04.2020

Adjectives (Describing Words)

Match the Describing words (Adjectives) in 'A' with the Naming Words (Nouns) in 'B'.

A	B
1. Blue	Grass
2. Green	Ice-cream
3. Cold	Sky
4. Sweet	Tea
5. Sharp	Train
6. Hot	Knife
7. Fast	Mango

Choose the correct Adjective and fill in the blanks.

1. The mouse is a (small/big) animal.
2. The (hungry/thirsty) dog ate the food.
3. Nobody likes (honest/dishonest) people.
4. The fox is a(clever/foolish) animal.
5. The cow is (black/white).
6. The Taj Mahal is a(beautiful/ugly) monument.
7. The (rich/poor) man lives in a big palace.
8. Monkeys have (long/short) tails.

Class 1 English Worksheet - 12

Preposition

Date:-15.04.2020

1. Look at the pictures and choose the correct prepositions from the box to fill in the blank of each sentence.

On	with	behind	near	in
Under	after	near	in	on

1. The cat is..... the chair
 2. The dog is running the boy.
 3. The bananas are the basket.
 4. The mouse isthe ball.
 5. The boy is standingthe bench.
 6. Mother is the kitchen.
 7. Tina is doing her homework a pen.
 8. Ram and sham are standing a building.
 9. The cap is The old man's head.
 10. The child is hiding The almirah.
2. Fill in the blanks with suitable prepositions. Choose the preposition from the box below.

at	by	in	of	to
before	for	near	on	with

1. My pen is my pocket.
2. The teacher writesthe blackboard.
3. He is writing..... a pen.
4. We are going..... Agra.
5. My house is the post office.
6. I shall come back dinner.
7. The chair is made steel.
8. Our school closes 2 o'clock.
9. The book is you. Take it.
10. I go to school bus.

Worksheet-13

Date:-16.04.2020

Write

Class-I

Look at each picture carefully.

Write five sentences about each one.

Use the words given below.



house, chimney, door, windows, sun, trees

.....

.....

.....

.....



Remember

Use a capital letter to start your sentence.

Use a full stop at the end of your sentence.

Worksheet-13

Date:-16.04.2020

Write

Class-I

Write two sentences about each picture.



.....
.....
.....
.....

.....
.....
.....
.....



.....
.....
.....
.....

.....
.....
.....
.....



Fact

When words are joined together they form a sentence.

Worksheet-14

Name _____

Skill: Reading comprehension

Class-I Date:-17.04.2020

Read the story then answer the questions.



Wally the Whale

Wally is a big blue whale. Wally lives in the ocean. He swims with his whale friends. Sometimes Wally dives deep then he jumps high into the air. When he lands in the water, Wally makes a big splash.

1. What kind of animal is Wally?

2. What color is Wally?

3. Where does Wally live?

4. Who does Wally swim with?

5. What does Wally do after he dives deep?

6. What happens when Wally lands in the water?

worksheet-8 Date 8-4-2020

class-1

ए की मात्रा

चित्र देखकर सही जगह पर
ए की मात्रा लगाकर शब्द पूरा करें

	बटा
	रल
	शर
	खल
	खत

worksheet-9 Date-9-4-2020

NAME _____ CLASS _____

DA **class-1**

ऐ की मात्रा वाले शब्द

प्रश्न - ऐ की मात्रा लगाकर शब्दों को पूरा करो -

www.sandepkarnooli.com

पसा

वसा

गस

जसा

सर

भया

बलगाड़ी

पर

तरना

बठकर

तयार

बठक

हरान

कसा

पदा

पदल



www.sandepkarnooli.com

worksheet 10 Date 10-4-2020

Class _____

Date _____

class-1

ओ (१) की मात्रा

चित्र पहचान कर शब्द लिखो और रंग भरो :-











Worksheet-11 Date 11-4-2020

class-1



क वा



न का



हथ डा



त लिया



द ड़



प धा

worksheet-12 Date-12-4-2020

class-1

अ की मात्रा

निम्न की सहायता से नीचे खाली स्थान में लिखिए।



कंगन



पंखा



शंख



घंटा



तंबू



जंगल

worksheet-13 Date-13-4-20

class-1

(वचन)

प्रश्न:-क) निम्नलिखित वाक्यों में रेखांकित शब्दों का वचन बदलकर वाक्यों को दोबारा लिखिए-

i) लड़की खड़ी है।

उत्तर:- -----

ii) चिड़िया आकाश में उड़ रही है।

उत्तर:- -----

iii) बुढ़िया गीत गा रही है।

उत्तर:- -----

iv) नेतागणों ने मालाएँ पहनी हैं।

उत्तर:- -----

v) दर्शक मैच देख रहा है।

उत्तर:- -----

vi) खेत में गी चर रही है।

उत्तर:- -----

प्रश्न:-ख) वचन किसे कहते हैं? भेद सहित उदाहरण लिखें।



लिंग

रेखांकित शब्दों के लिंग बदलकर वाक्य दोबारा लिखें

क-मोर बाग में नाच रहा है।

ख-नीकरानी आज नहीं आयेगी।

ग-दादाजी पिकी को बाग में लेकर गये।

घ-लड़कियों स्कूल जा रही हैं।

च-बालक हँस रहा है।



Shape Patterns

Name _____

Date _____

Worksheet-3

Instructions
Complete the pattern.


1.



2.



3.



4.


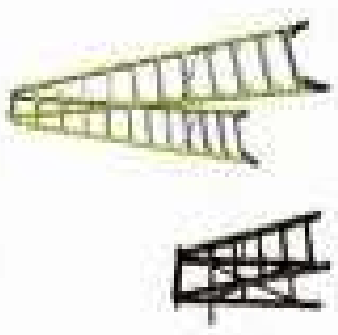






Worksheet-9

COMPRISON

Name: _____

Look at the pictures in the boxes. Answer the question by circling the correct picture.

<p>Which is taller?</p> 	<p>Which is shorter?</p> 
<p>Which is shorter?</p> 	<p>Which is taller?</p> 
<p>Which is taller?</p> 	<p>Which is shorter?</p> 



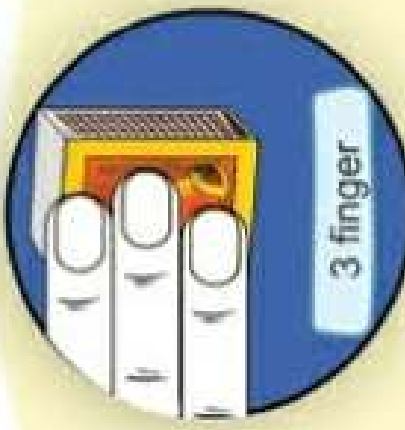
Name: _____




FINGER MEASURE

- Measure the object below with your finger
- and write your measurement

Worksheet-10



Example



.....Finger



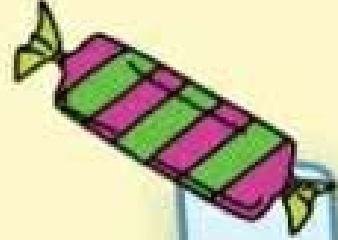
.....Finger



.....Finger



.....Finger



.....Finger

Maths – Worksheet 11

Number-Name Name: _____

Topic: Two digit Numbers in figures and words

i) Write the number names for the following:

a)	53	_____
b)	80	_____
c)	18	_____
d)	23	_____
e)	45	_____
f)	77	_____
g)	91	_____
h)	9	_____
i)	11	_____

Worksheet-12 Days of the week

Sunday, Monday, Tuesday, Wednesday, Thursday, Friday, Saturday

What day comes before Wednesday?

What day comes after Monday?

What day comes after Wednesday?

What day comes before Friday?

What day comes after Tuesday?

What day comes before Thursday?

What day comes after Thursday?

What day comes before Monday?

What day comes before Saturday?

What day comes after Friday?

What day comes before Tuesday?

NAME:

DATE:

CLASS: I Miscellaneous Worksheet-13



1. Arrange the numbers in ascending order.



<input type="text"/>	<input type="text"/>	<input type="text"/>	<input type="text"/>	<input type="text"/>	<input type="text"/>
<input type="text"/>	<input type="text"/>	<input type="text"/>	<input type="text"/>	<input type="text"/>	<input type="text"/>



a. 46, 17, 65, 49, 96

b. 59, 25, 83, 38, 57

2. If number of  = 38,  = 44,  = 30, then find:

a.  +  =

b.  +  =

c.  -  =

3. Write the repeated addition for each:

a. 4 X 5

b. 6 X 10

4. Write the ordinal number name of the month in the boxes.

a. December

b. March

Months of the Year

Name _____

Date _____

Read each clue. Write the answer. *Worksheet - 14*

January	February	March	April	May	June	July
August	September	October	November	December		

1. First month of the year _____

2. Last month of the year _____

3. Month after June _____

4. Month before September _____

5. Month between May and July _____

6. Second month of the year _____

7. Tenth month of the year _____

8. Third month of the year _____

9. Month between March and May _____

10. Fifth month of the year _____

11. Month before October _____

12. Month before December _____

January