

SANT NIRANKARI PUBLIC SCHOOL
AVTAR ENCLAVE PASCHIM VIHAR
CLASS – I
CHAPTER – 1

Date: 25/04/2020

Submission Date: 29/04/2020

Note:

Dear Parent,

I am the computer teacher of your ward. I hereby sending you the chapter – 1 with explanation and the exercise as an assignment. Kindly make them read and understand the chapter and try to do exercise by their own effort.

The objective of this chapter is to make them understand:

1. What is Machine?
2. Types of Machines
3. Manual Machine & Automatic Machine
4. 5 types of Computer
5. What is Natural Machine?

After the understanding, let them do the fun task which is given in between the chapter.



Computer: A Digital Machine



Targeted Skill Set: Identify various machines and computer as a digital machine.

Objectives:



Dear student, by the end of this chapter, you will be able to:

- ❑ List 3 benefits of machines.
- ❑ List at least 4 examples each of manual and automatic machines.
- ❑ Identify 5 types of computer.
- ❑ Identify various natural machines.

Do you know? First mankind invented wheel. Wheel inspired the invention of machines. Today we have various types of machine around us.

Can you name a few of them?



See-saw is a simple machine which you enjoy riding.



Refrigerator is a machine that keeps our food fresh.



Your **toy car** is a tiny machine.



WHAT IS A MACHINE?

- ❖ A machine is a gadget that makes our **work easier**.
- ❖ It makes our **work faster**.
- ❖ A machine **saves** our **time** and **energy**.

Let us see various types of machines and how they help us in our daily life.

MANUAL MACHINES



A **cart** is pulled by animals.

Manual machines work with human or animal power.



Scissors are worked by hand.



A pencil is rolled by hand in the **sharpener**.



Bow and arrow need both the hands.



A **nail clipper** is worked by hands.



A manual **juicer** is worked by hand to extract fruit juice.



A **stapler** is pressed by hand to staple paper.




A **sewing machine** is worked by hands.




A **bicycle** needs pedaling to ride.

AUTOMATIC MACHINES

Some machines use power to work. Such machines are called automatic machines. Machines get power from **fuel** and **electricity**.



Machines that run on **fuel**.



- ❖ Car, helicopter, motor cycle, school bus and ship are driven by **fuel**.
- ❖ Fan, refrigerator, television, computer and washing machine work on **electricity**.



Machines that run on **electricity**.



IntelliBee



Do you know? Some machines get power from **batteries**. See the examples below.



Solar Lantern



Solar Cooker

Many machines also run on **solar power**. **Solar power comes from the sun**. See the examples below.

Let us see the difference between **Manual** and **Automatic** Machines.

Manual Machine

- ❖ A manual machine works by physical efforts.
- ❖ A manual machine doesn't need any fuel or electricity.
- ❖ It can not work for a long time because it works on man power.

Examples: *bicycle, sharpener, cart, see-saw, bow and arrow.*

Automatic Machine

- ❖ An automatic machine does not need any physical efforts for its functionality.
- ❖ An automatic machine needs the fuel or electricity to work.
- ❖ It can work for a long time continuously.

Examples: *motorcycle, electric toaster, fan, computer.*



Fun-task-tik ...

Observe various machines used at your home and school. Collect and paste picture of one manual machine, a machine which runs on fuel and a machine which runs on electricity.

Manual machine

Machine that runs on fuel

Machine that runs on electricity

COMPUTER - An Automatic Digital Machine

Computer is most intelligent of all the electronic machines. How? It performs a variety of tasks for us. Depending on our needs, there are various types of computer.

Various Types of Computer

- ❖ Some computers are larger in size while other computers are smaller.
- ❖ Some computers are shared by many people. Other computers are for personal use.



This is a **Desktop** computer.



This is an **All-in-One** computer

These computers are commonly used at homes and offices.



This is a **Laptop**



This is a **Tablet**



This is a **Smart Phone**

These are for personal use.



Fun-task-tik ...

Match the following pictures with the correct computer type.

1. LAPTOP

2. SMART PHONE

3. DESKTOP PC

4. TABLET

5. ALL-IN-ONE PC

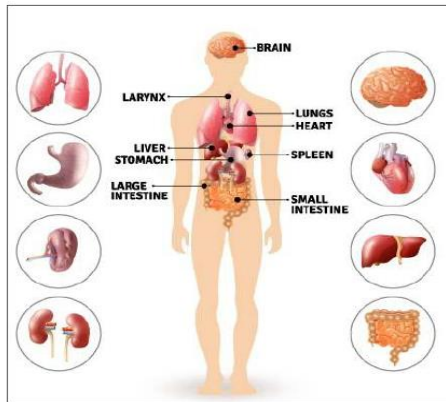


Natural Machines

Now, we know about a lot of machines. All these machines are man-made. There are certain machines which are made by nature. Such machines are called **natural machines**.

For example:

- ❖ All animals, insects, birds and fish are natural machines.
- ❖ Body of a bird is designed by nature to fly.
- ❖ Butterflies and bees are designed by nature to fly and feed on nectar of flowers.
- ❖ Fish are designed to live in water and swim.





Human beings are also natural machines.

- ❖ Our entire body is a natural machine.
- ❖ Our heart pumps blood in the body.
- ❖ Our brain helps us to think, learn and remember.
- ❖ Our lungs help us in breathing.
- ❖ Our eyes, nose and ears are designed to sense the surroundings.

All plants and trees are also natural machines.

- ❖ Leaves prepare food for the plant and help it in breathing.
- ❖ Plants grow like us.
- ❖ Plants are designed by nature to live in different environments like land, hot deserts, cold mountains and under water.





I have learnt...

- ◆ A machine makes our work easier.
- ◆ Manual machines work with animal or human power.
- ◆ Automatic machines run on fuel or electricity.
- ◆ A computer is an automatic machine.
- ◆ Computer uses electricity to work.
- ◆ Computers are of various types like desktop PC, all-in-one computer, laptop, tablet and smart phone.
- ◆ All animals, human beings, plants and trees are natural machines.



Exercise

A. Choose the correct answer.

1. See-saw is an example of _____ machine.
a) Manual b) Natural
2. A Ship is a machine that runs on _____.
a) Fuel b) Electricity
3. Refrigerator is an example of _____ machine.
a) Manual b) Automatic
4. An/a _____ machine can work for a long time continuously.
a) Manual b) Natural
c) Human d) Automatic
5. A tablet is a type of _____.
a) Manual machine b) Computer
c) Natural machine d) Smart phone

B. Tick (✓) the correct statement and cross (✗) out the wrong one:

1. Computers are of different sizes.
2. All the computers are for personal use.

3. A smart phone is a type of computer.
4. A laptop is smaller than a tablet.
5. A computer is a machine.

C. Fill in the blanks:

Laptop, Natural, Machine, Sharpener, Electricity

1. A _____ saves our time and energy.
2. A _____ is a manual machine.
3. Washing machine runs on _____.
4. _____ is a type of computer.
5. Human beings are _____ machines.

D. Match the following:

1 Manual machine _____

2 Automatic machine _____

3 Natural machine _____

4 Tablet _____

5 All-in-One PC _____



E. Circle the Automatic machines from the following:



Sant Nirankari Public School
Avtar Enclave, Paschim Vihar
Class – 1
Subject : English
Assignment No 1 (Week 4)

Date of Given : - 25.04.2020

Date of Submission :- 25.04.2020

ASSIGNMENT - 1

1

How Many

• Singular and Plural

Date:- 25.04.2020



Read this poem.

I am little Jumbo, short and fat.
Look at my face and my two bright hats.
I have a nice big smile and a big, big nose,
And big brown shoes, covering my toes.

Now, count and tell how many of the following does Jumbo have.

hats
nose
shoes



Meet Jumbo. He sees four apples and three birds on the tree. He claps his hands loudly. Use Cordova Smart Class Software on the smart board in class to read and find out how many birds are now there on the tree.

Date:- 25.04.2020

Assignment-1

This is Jumbo. He has two eyes.

He has one long nose.

He has two big ears.



Jumbo loves bananas.

He has five bananas.

He eats four.

Now, he has one.



Jumbo sees four apples.
He sees one monkey.
He sees three birds.
He claps his hands.
Two birds fly away.
Now, there is one!

SANT NIRANKARI PUBLIC SCHOOL
AVTAR ENCLAVE, PASCHIM VIHAR
CLASS - I

SUBJECT: ENGLISH
ASSIGNMENT - 1. (WEEK 4)

Date of Given: - 25.04.2020

Date of Submission: - 25.04.2020

L-1 How Many
Word bank

1. eyes
2. ears
3. nose
4. long
5. banana
6. loves
7. eats
8. apple
9. monkey
10. birds

Learn the Rhyme

Just Me

Date:- 26.04.2020

Use Cordova Smart Class Software on the smart board in class to enjoy and appreciate this poem.

Eight pink fingers standing up tall,
Two little ears to hear mummy call;
One little nose that I can blow,
Ten pink toes all in a row.
Two little thumbs that wiggle up and down;
Two little feet to stamp on the ground;
Hands to clap and eyes to see,
What fun it is to be just me!



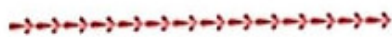
Date of Given : - 27.04.2020

Date of Submission :- 27.04.2020

WRITTEN

Assignment-2

READ AND ANSWER





Date:- 27.04.2020

A. Write (T) for the sentence that is true.

1. Jumbo has five bananas.
2. There are many monkeys on the tree.
3. There is one bird on the tree.

B. Tick (✓) the things Jumbo sees.





GRAMMAR



Assignment-2

Singular and Plural

Look at the pictures and read.

Date:- 27.04.2020



one cat



one tree

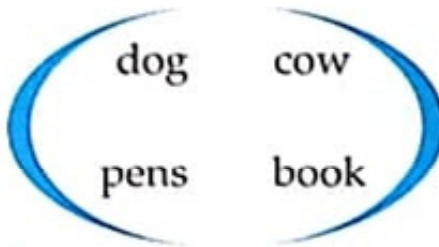


four cats



three trees

A. Match the pictures correctly with the words.



B. Write how many things you see in each picture.



1. I see

2. I see





WRITE



Assignment-2

Date:- 27.04.2020

Look at the picture and describe it.



There is one (cat/cats) in the (baskets/basket).

She has four (kitten/kittens). There are two

(girl/girls) near the basket. One (girl/girls) has a

(ball/balls) in her (hands/hand).

Sant Nirankari Public School
Avtar Enclave, Paschim Vihar
Class – 1
Subject : English
Assignment No 3 (Week 4)

Date of Given : - 29.04.2020

Date of Submission :- 29.04.2020

Assignment-3

Let's Find Out

- Is, Are, Am
- What is/are...?
- Where is/are ...?

Date:- 29.04.2020

What is this?  It is a

What is this?  It is a



We all love to play with toys. Sometimes, we leave our toys here and there. Rita does the same. Use Cordova Smart Class Software on the smart board in class to find out where her doll is.

Anita : I am Anita.
Ravi : (smiling) I am Ravi.
Anita : What is this?
Ravi : It is a ball.
Anita : Let's play.

Dev : What are these?
Rima : They are kites. I love kites.
Dev : (happily) Let's fly them.

Rita : Where is my doll? Is it on my bed?
Seema : No, it isn't.
Rita : Is it in the dollhouse?
Seema : No, it isn't.
Rita : (smiling) Look! There it is.
It is on the chair.
Seema : Let's play.



Cordova Learning Series English-1 15

SANT NIRANKARI PUBLIC SCHOOL
AVTAR ENCLAVE PASCHIM VIHAR
CLASS - I

SUBJECT:- ENGLISH
ASSIGNMENT - 3 (WEEK 4)

Date of Given:- 29.04.2020

Date of Submission:- 29.04.2020

1-2 Let's Find Out
Word bank

1. ball

6. chair

2. play

7. fly

3. love

8. smiling

4. kites

9. happily

5. bed

10. dollhouse

WRITTEN

READ AND ANSWER



Assignment-3

Date:- 29.04.2020

*Fill in the blanks correctly with the help of words given in brackets.
Read these sentences loudly after completing them.*

1. It is a (ball/apples)
2. We fly (dolls/kites)
3. The doll is on the (chair/water)



GRAMMAR



Assignment-3

Date:- 29.04.2020

Is, Are, Am

Look at the pictures and read the sentences.



This **is** an apple.



These **are** apples.

- We use **is** for one.



- We use **are** for many.



I **am** Priya.

- We use **am** with **I**.

*Now, complete these sentences using **is**, **are** or **am**.*

1. I a pilot.
2. These books heavy.
3. The tree tall.
4. This my dog.
5. The flowers red.

Date of Given : - 02.05.2020

Date of Submission :- 02.05.2020

What is/are...?

Use is or are to complete the answers.

Assignment-4

Date:- 02.05.2020



1. What is this?
It a cat.

2. What are these?
They flowers.



Where is/are ...?

Pick the correct option and complete each answer.

1. Where is the kite?
It
(is in the sky/are in the sky)



2. Where are the monkeys?
They
(is on the tree/are on the tree)

3. Where is the ball?
It
(is in the basket/are in the basket)



4. Where are the cars?
They
(is on the road/are on the road)



Assignment-4

LEARN NEW WORDS

Date:- 02.05.2020

A. Look at the pictures and write what each person is. Use words from the box.



.....



.....



.....



.....

driver
 cricketer
 teacher
 dancer

B. Answer the questions. Use the words given in the box for help. One is done for you.

1. What does a dancer do?

A dancer **dances**

2. What does a driver do?

A driver

3. What does a teacher do?

A teacher

4. What does a cricketer do?

A cricketer

teaches
 dances
 plays cricket
 drives a bus

Assignment-4



PUNCTUATE



Date:- 02.05.2020

Complete the words with capital letters.

1.(t)he dog is at the gate.
2. (h)e wants his book.
3. (t)hey run fast.



Remember,
we use capital
letters to begin
a sentence.



SPELL



Use **a**, **e** or **o** to complete these words.

c t

h p

p n

c ● r



WRITE



A. Complete this information about yourself.

I a My name

B. Complete the sentences using the words given in the box.
(There are more words than blanks.)

dark	brothers	friends	night
park	garden	study	watch television

Ravi plays with his in the He comes home before it becomes He then sits down to

Learn the Rhyme



Date:- 03.05.2020

Now That I Can Read

I used to need somebody
To sit and read to me.
I'd look at every page they read
And listen carefully.

But now that I am in the first grade,
I'm filling up a shelf
With stories, poems and other books
That I can read myself.

—Ruth Enkin

SANT NIRANKARI PUBLIC SCHOOL
AVTAR ENCLAVE PASCHIM VIHAR

CLASS – I


SUBJECT: HINDI


ASSIGNMENT

ASSIGNMENT DATE: 28/04/20

SUBMIDATE:
28/04/20


आ

 आ + म = आम

 आ + ग = आग

अब पढ़ो

आस	आप	आम
आन	आठ	आज
आभार	आसन	आदर
आखर	आराम	आदत

 आ + स + न = आसन

अब लिखने की बारी

आज आम आदर

राजा अचार मत खा।
सरल चरखा मत चला।
कमला छाता रख कर चल।
चावल खराब मत कर।
आज का अखबार ला।

शिक्षण निर्देश

यहाँ बच्चों को आ की मात्रा (।) का अभ्यास करवाएँ। यहाँ से बारहखड़ी आरंभ हो गई है। बच्चों से शब्दों व छोटे-छोटे वाक्यों का शुद्ध उच्चारण करवाएँ। लिखित अभ्यास भी साथ-साथ करवाएँ।

12

आ-ट



राजा



बाजा

अब पढ़ो

आम राम नाम काम दाम कान
तारा माला राजा मान बाजा जान
गान चाल जाल माल दाल आन
चादर सामान बाजार बादल आदर



हाथ

अब लिखने की बारी

रा + ज =

ला + या =

मा + मा =

बा + द + ल =

आ + रा + म =

अ + ना + र =

क + प + डा =

अ + ख + बा + र =

आ + स + न =

ट + मा + ट + र =

आओ पढ़ें और सीखें

चल राज जाग। उठ कर चादर रख।
नल पर जा कर नहा। बदन पर नया कपड़ा पहन।
पाठशाला का पाठ याद कर।
अखबार पढ़ कर समाचार जान। घर पर मामा आया
नाना का खत लाया। अब बाजार जा।
बाजार जाकर अनार ला। आठ आम ला।
आम खा कर हाथ साफ कर।
मामा का सामान ऊपर छत पर रख।
थाल पर रख कर खाना खा। आराम कर।
अब अपना काम कर।

अभ्यास

चित्रों को ध्यान से देखो और नाम लिखो।



22-4-19

PROJECT
DATE

Clk 22-4-19

का से हा तक

का खा गा घा

चा छ़ा जा झा
हा

टा ठा डा बा

ता प्या दा धा

पा फा बा ~~बि~~ भा
भा

पा रा ला वा

शा षा सा हा

जा

कहि

1 जा

2 क

3 ग

4

5

6

1 आम 9 अखबार ✓

2 कान 10 टमाटर ✓

3 नाम ✓

4 राना ✓

5 बाकल ✓

6 चाइर ✓

7 बाजवर ✓

*

22.4.19.

22-4-19


PAGE NO.

DATE: / /


CK


जा की मात्रा


चित्र दे रखकर शब्द लिखें

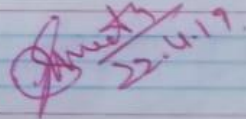
1  - दाता ✓

2  - आमा ✓

3  - बाना ✓

4  - गानर ✓

5  - गमला ✓

 22-4-19

SANT NIRANKARI PUBLIC SCHOOL
AVTAR ENCLAVE PASCHIM VIHAR

CLASS - I

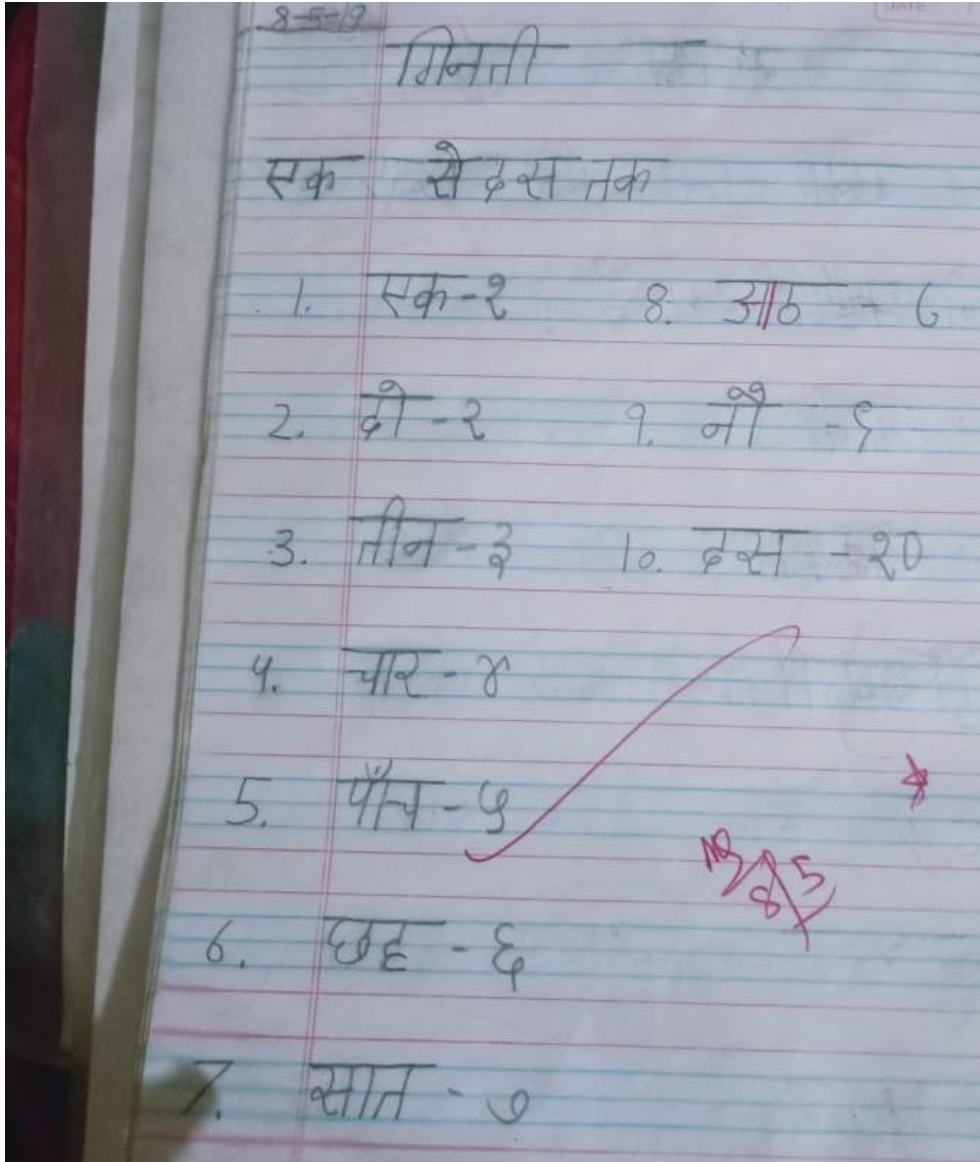
SUBJECT: HINDI

ASSIGNMENT

ASSIGNMENT DATE: 30/04/20

SUBMIDATE:

30/04/20





3. आम की टोकरी



छह साल की छोकरी,
भरकर लाई टोकरी।

टोकरी में आम हैं,
नहीं बताती दाम हैं।

दिखा-दिखाकर टोकरी,
हमें बुलाती छोकरी।

हमको देती आम हैं,
नहीं बुलाती नाम हैं।

नाम नहीं अब पूछना,
हमें आम है चूसना।




- कर्णों से आवाज़ें बरें - इस तुम जिनसे लगे बरने को आवाज़ ही उसे आकार में बरने समझ लेना है। यह लखड़ी कि यह एकल गला है व बरने। यदि का लखड़ी-लखड़ी एकल बरने आवाज़/बला है तो एकल में लखड़ा बरने लखड़ाले में लुप किसे बरने कलेर?
- दिख से लखड़ी आम बरने का लखिलय का ली है। कर्णों से लखल लखल लीके लीने - लख, लीके, लखल, लखल, लीकेलली, लीके और लख की लीली को लखले का लखिलय बरनेली।
- लखिलय के लिए लुप और लखिलयिरी लीने लख लखल में बरनेली।



गतिविधि

प्र० - आम की लोकरी पर कागज़ के टुकड़े चिपकाए



★ सभी छात्र यह गतिविधि A/4 शीट पर करें।

SANT NIRANKARI PUBLIC SCHOOL
AVTAR ENCLAVE PASCHIM VIHAR

CLASS – I

SUBJECT: HINDI

ASSIGNMENT

ASSIGNMENT DATE: 4/05/20

SUBMIDATE:


4/05/20


Revision


प्र०-1 निम्न वर्णमाला में से स्वर ढूँढें तथा गोला लगाओ।


क आ म इ अं च



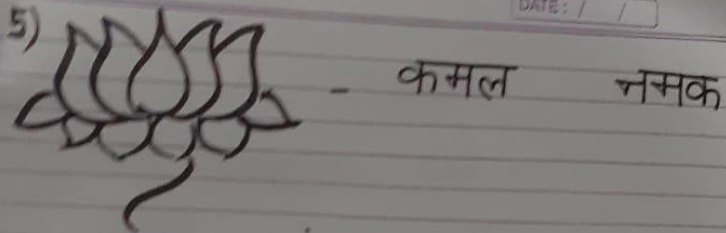
प्र०-2 सही वर्ण पर गोला लगाओ-

 अ आ ब

 प इ स

 सा ट ई

 उ ल च



प्र०- शब्द पहिली पूरी करो :-

	श			ज
न		म		क
	म			

श	र		त
		र	
		क	
		त	



आ की मात्रा

चित्रों को देखकर शब्द पूरा करें



	का ---
	--- ला
	मा ---
	बा ---
	--- जा
	--- ना

SANT NIRANKARI PUBLIC SCHOOL
AVTAR ENCLAVE, PASCHIM VIHAR
MATHS WORKSHEET
CLASS – I

Dated:- 24.04.2020

Number Names

1	one	11	eleven
2	two	12	twelve
3	three	13	thirteen
4	four	14	fourteen
5	five	15	fifteen
6	six		
7	seven		
8	eight		
9	nine		
10	ten		

Find missing letters and write:-

1- o__e

2- t__ _

3- t__ __ e

4- f__ __r

5- ____ e

6- ____

7- s__ __ n

8- e__ __ t

9- n__ __

10- t__ n

11- e__ __ __ n

12- tw__ __ __

13- t__ __ teen

14- four__ __ __

15- fif__ __ __

SANT NIRANKARI PUBLIC SCHOOL
AVTAR ENCLAVE, PASCHIM VIHAR
MATHS WORKSHEET

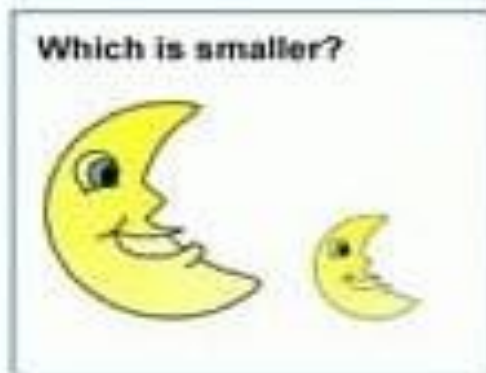
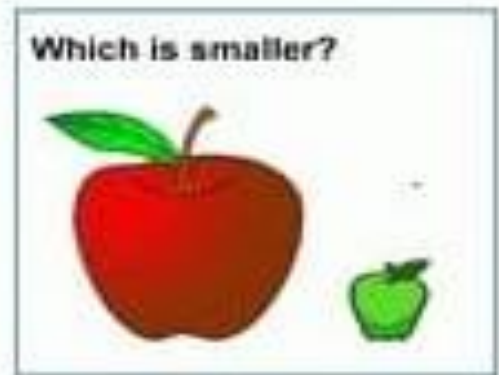
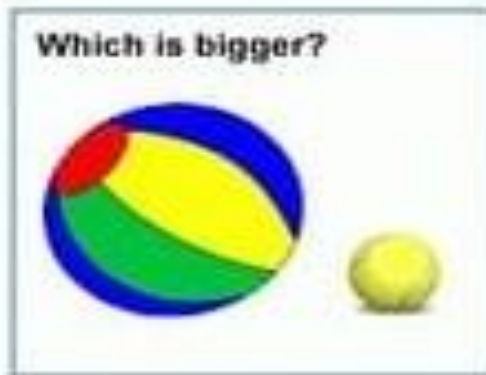
CLASS - I

Revision

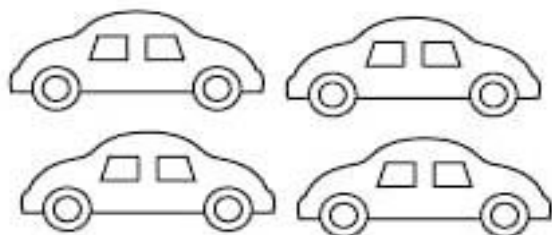


Dated:- 01.05.2020

Chapter: 1 - Comparison

Look at the pictures in the boxes. Answer the questions by circling the correct picture.



Circle the group that has more.



Tick the following:-

Which lighthouse is *taller*?



Which flag is *shorter*?



Which scarecrow is *shorter*?



Which glass is *taller*?



Draw a *shorter* snowman.



Draw a *taller* box.



bSANT NIRANKARI PUBLIC SCHOOL
AVTAR ENCLAVE, PASCHIM VIHAR
MATHS WORKSHEET







CLASS - I

Revision

Dated:- 05.05.2020

Chapter: 2 - Numbers upto 9

Count and Circle the right numbers.

	6 7 8 9
	6 7 8 9
	7 8 9 10
	6 7 8 9
	7 8 9 10
	6 7 8 9

Put the sign ">" or "<"

a. 7 8

b. 5 2

c. 9 4

d. 3 0

e. 1 6

f. 3 7

g. 5 9

h. 8 2

Circle the number that is greater.

9	4	6
---	---	---

9	7	6
---	---	---

3	0	2
---	---	---

3	9	7
---	---	---

7	6	4
---	---	---

4	2	5
---	---	---

1	2	4
---	---	---

3	1	0
---	---	---

6	3	8
---	---	---

1	5	8
---	---	---

5	4	3
---	---	---

4	7	6
---	---	---